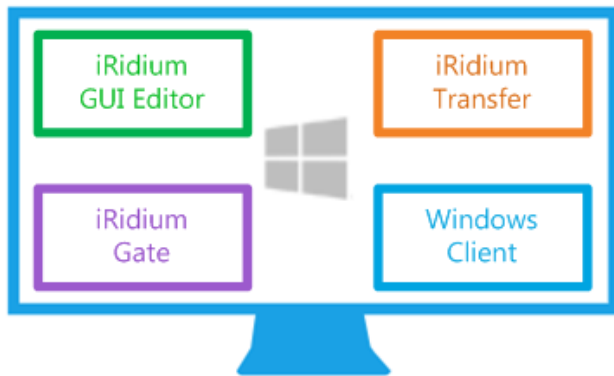


The iRidium software package can be divided into 2 parts:

## Software Package for PC

for installation on Windows PC



## iRidium App

for iOS/Android/Windows/OS X



## For Installation on PC



iRidium Environment for PC - for installation on **Windows 7/8**  
works on PCs, all-in one Windows 7/8 based PCs



The main part of the software package is called iRidium Environment. It is installed on PC. iRidium Environment includes the following applications for working with iRidium projects:

### **iRidium GUI Editor**

the application for creating control interfaces for automation systems, configuring drivers and equipment used in automation projects and writing custom drivers with the help of [iRidium DDK](#). It is responsible for setting up connection between graphic and driver parts of iRidium projects (iRidium Project).

### **iRidium Transfer**

the application for uploading iRidium projects and licenses on control [panels](#).

### **iRidium App**

a set of user applications on the AppStore, GooglePlay and application for Windows and OS X. The Apps are installed on iOS/Windows/Android/OS X control panels. They enable upload, launch and similar work of iRidium projects on all supported operating systems.

### **iRidium Util**

the application enabling receipt of serial numbers of AMX, Weinzierl BAOS 770/771/772, Crestron controllers. Serial numbers are required when [activating](#) Site Licenses.

### **iRidium Gate**

the universal gateway intended to expand control possibilities of some equipment types. In particular, iRidium Gate enables operation via the Internet and connection of several clients to those types of equipment [supported by iRidium](#) which cannot provide this possibility.

## See requirements to PC

- Microsoft Windows XP/7/8 OS
- Not less than 2 Gb RAM
- Not less than 1 Gb of free space on HDD
- 3D-video adapter with memory not less than 512 Mb









**Important!** It is required to start iRidium components on PC under Administrator account or using Administrator rights for correct work.

**Important!** The correct work of iRidium components is not guaranteed when working on **Windows OS Emulator** (for example, WineHQ). iRidium licenses might not work due to changing of virtual machine HWID .

**Important!** When hard disks of your PC work in the **RAID array**, every time it generates new HWID. Do not activate licenses for your PC with the RAID array, this mode should be turned off.

**Important!** If video card drivers do not support **OpenGL** (for Windows XP) and **DirectX 10** (for Windows 7/8) there might be errors when displaying graphics. Update your video card drivers if the graphics is displayed incorrectly.

## For Installation on Control Panels

	i2 Control for <b>Apple iOS</b> (available on the AppStore) works on Apple iOS 6 and later: iPad (later than the 1st), iPhone (3Gs and later), iPod touch (4gen and later)	
	i2 Control for <b>Android</b> (available for Google Play) works on smartphones, tablet computers beginning with Android v2.3	
	i2 Control for <b>Windows 7/8</b> works on PCs, all-in-one computers and tablet computers based on Windows 7/8	
	i2 Control for <b>OS X</b> works on OS X 10.5 Leopard and later (Mac Mini, iMac, MacPro, MacBook)	

The part for installation on your control panel enables work of visualization projects on it and is called [iRidium App](#). Install iRidium App on your iOS/Windows/Android/OS X control panel depending on the OS type.

### **[iRidium App](#)**

a set of user applications on the AppStore, GooglePlay and application for Windows and OS X. The Apps are installed on iOS/Windows/Android/OS X control panels. They enable upload, launch and similar work of iRidium projects on all supported operating systems.